

wood.



GoTechnology[®] hub2

v1.16 Release Notes

1. About this Document

1.1. Purpose

This document provides a brief overview of the changes made between V1.15 and V1.16 of GoTechnology hub2, along with where further details of each change can be found within the updated functional specification, in addition to a listing of completed bug fixes and known issues.

2. Fixed Issues

The following issues have been fixed in version 1.16 of hub2

Case	Title [sic]	Details
53948	Digital Document Required Tasks are still required after switch to DOTX	If a Digital Document has been set up for any ITR, Handover or PWL then switching to DOTX Generation mode did not remove the requirement to complete the Tasks on the Digital Document. This has been fixed and now switching to DOTX Generation will not require any Digital Document Tasks to be complete.
59071	Equipment Type to ITR Conflict	When creating the Equipment Type to ITR Matrix it was possible for two items in the Matrix to create duplicate Tag ITRs on a Tag. This would make it impossible to progress or edit these Tag ITRs in any way as they would conflict with each other. The Unique Constraints on the Equipment Type to ITR has been changed, forcing the user to put a unique Test Reference against conflicting items.
54481 & 58889	New Rows don't retain size of the previous rows in Bookmarked Tables	When a table was bookmarked on a DOTX Template, new rows added automatically to the table wouldn't retain the size and formatting of the existing rows. This has been corrected and now the last row of the table is duplicated for new rows.
51132	Duplicate Table Bookmarks cause DOTX Generation to fail	When using Table Bookmarks each table must be given a unique name within the bookmarks. If two or more bookmarks are given the same table name, then the DOTX Template would not be able to generate. This behaviour has been corrected with the Document now able to be generated but conflicted tables will not be populated.
54937	Tag Procedure Report Filters are case sensitive	When the Tag Fields were added to any Custom Detailed Procedure Report this would cause all the Filters to become case sensitive. This behaviour has been corrected and now like all search filters the Procedure Report will be case insensitive.
55071	Document Type changed if Save was clicked twice on Attachment Edit Page	If the user clicked Save twice on the Attachment Edit page the Attachment Type displayed on the page would change to an incorrect Document Type. No data would be affected but this was confusing. This has been fixed and the correct Document Type is always displayed.



52510	Errors occur when Custom Field matches the name of an existing field on the Entity.	<p>When creating Custom Fields, the add page would allow the custom field to be named the same as an existing field i.e. You could name a field on a Tag "Description". This would cause a conflict with the existing Description field and prevent some functionality such as Imports and Exports from working correctly.</p> <p>Additional Validation has now been added to the Custom Fields page to prevent fields with the same name as an existing field being added.</p>
59676	Work Pack Approval is missing from the Authorised Person Import and Export	<p>The Work Pack Approval option for Authorised Person was not present on the Authorised Person Export and could not be Imported.</p> <p>This has been fixed and the field is now available on both the Import and Export</p>

3. Known Issues

A full list of "Known Issues" can be found at <https://gototechnology.github.io/>

4. Features

The following functionality has been added in v1.16:

Functional:

- New fields on Work Pack: Document Reference and Detailed Description
- New field on Job Card: Detailed Description
- Notifications in menu bar
- Download dashboard charts
- Themes
- Multi Tag ITR Barcodes
- Additional Details on Delete Check
- Extended valid Date Range
- Bookmarks for levels



4.1. New Fields on Work Pack

For more detail see Section 24.3.9.1 Work Pack Entity of the v1.16 Functional Specification

Name AL01-00001	Work Pack Type Work Pack Type A
Description Scaffold Erect/Dismantle Scope	
Document Code TWBYNC	Work Pack Completion Status (None)
Approval Comments (None)	
<p>Detailed Description Lorem ipsum dolor sit amet, consectetur adipiscing elit. Mauris laoreet enim ornare tincidunt mollis. Curabitur non arcu nulla. Donec faucibus ipsum et diam consectetur pulvinar. Vivamus ornare ultrices nulla, a varius turpis egestas non. Nulla at purus ornare, egestas mi eget, pulvinar ante. Phasellus id nunc congue, efficitur orci at, efficitur ex. Maecenas pretium condimentum risus vel viverra. Cras ut arcu id felis ultrices malesuada. Duis a purus nec turpis placerat vehicula. Nam faucibus porta ligula ut fringilla. Pellentesque sit amet est turpis.</p> <p>Nullam magna augue, euismod nec ultricies id, sollicitudin volutpat nibh. Ut condimentum libero ut augue dignissim lacinia. Quisque vitae nulla at ex accumsan blandit. Sed massa lectus, vehicula ut semper a, aliquet non tellus. Praesent sed arcu in velit pellentesque pretium eget a orci. Proin ut interdum tortor. Phasellus sed nibh faucibus, volutpat ipsum a, euismod purus. Fusce vel nunc aliquam, placerat ligula vel, tempus lacus. Integer aliquam egestas fermentum.</p>	
Document Reference DMS-WK-001	
Assigned To (None)	Assigned Date (None)
Signed Off By (None)	Signed Off Date (None)

Figure 1. Screenshot of the Work Pack View Page with the new fields highlighted

Document Reference and Detailed Description have been added to Work Packs. Document Reference is limited to 50 characters whilst Detailed Description is limited to 4000 characters in length.

4.2. New Field on Job Card

For more detail see Section 24.3.1.1 Job Card Entity of the v1.16 Functional Specification

Name 333-SK	Discipline E
Description Inner Door Installation	
Activity BD0395	Work Pack AL01-00018
Document Code FMSMRQ	Sub System AL-124-508
Assigned To (None)	Assigned Date (None)
Start Date (None)	End Date (None)
Estimated Hours (None)	Job Card Status (None)
<p>Detailed Description Donec ac rhoncus augue. Nullam nisl enim, maximus vel luctus nec, malesuada et justo. Etiam mattis orci sit amet nibh pulvinar, non sollicitudin augue porta. Nam commodo neque quis tortor congue ultricies. Duis maximus mauris ex, a tempor massa sodales ut. In leo nibh, sollicitudin id diam sit amet, feugiat vulputate neque. Quisque et porttitor sapien. Quisque ornare tortor vel nulla ullamcorper convallis. Vivamus efficitur, augue sed egestas condimentum, est molestie sem, ut blandit neque ex egestas turpis. Curabitur molestie dolor hendrerit, iaculis elit vitae, ultricies tortor.</p> <p>Donec ut ipsum gravida, aliquet velit et, condimentum erat. In accumsan ultrices dapibus. Maecenas ex nisi, dignissim ut pellentesque id, mattis eu sapien. Aenean convallis a nunc eget malesuada. Nulla ut volutpat lacus, vitae consectetur felis. Nam mollis ultricies nulla. Vestibulum mi lectus, sodales ac tellus quis, rhoncus feugiat lectus. Integer sit amet nibh in lectus ornare pharetra ac sit amet urna. In vitae diam nisl. Nulla commodo tincidunt laoreet. Donec porttitor eget lacus vitae euismod. Integer eu tellus velit.</p>	
Rejection Reason (None)	
Signed Off By (None)	Signed Off Date (None)
Accepted By (None)	Accepted Date (None)
Comments (None)	

Figure 2. Screenshot of the Job Card View Screen with the new Detailed Description field highlighted

Detailed Description has been added to Job Cards. It is limited to 4000 characters in length.



4.3. Notifications in Menu Bar

For more detail see Section 17 Notifications of the v1.16 Functional Specification

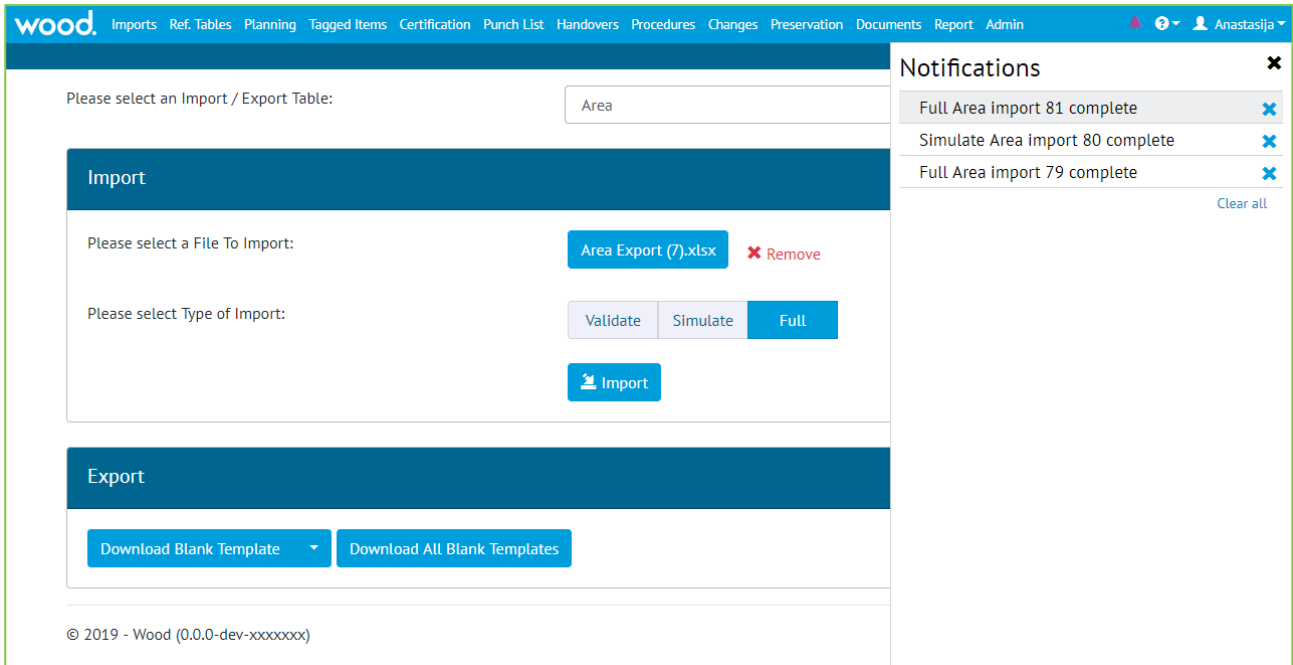


Figure 3. Screenshot showing the new notification Panel

Notifications for imports and item assignments now appear in the menu bar, in addition to the existing email and on-screen notifications.

Notifications can be removed from the panel by clicking the “Clear All” button, or they may be removed individually. Notifications will be removed automatically once they are two weeks old.

4.4. Download Dashboard Charts

For more detail see section 7.2 Home Screen Details of the v1.16 Functional Specification

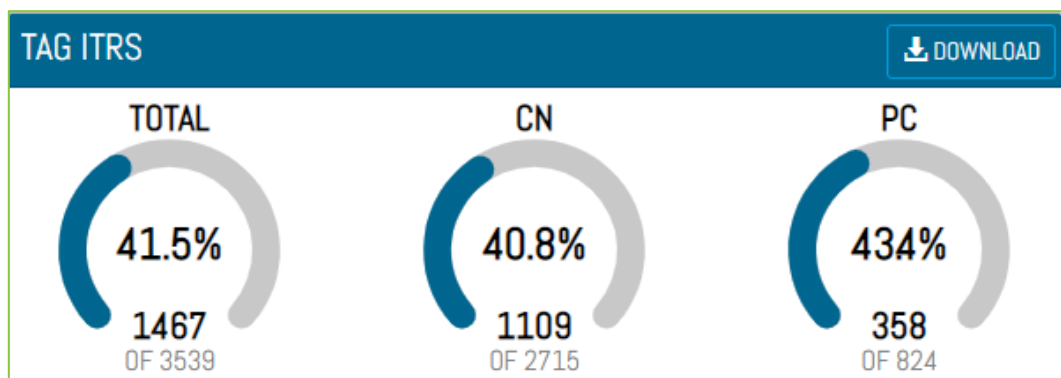


Figure 4. Screenshot showing the new download button

The onscreen arc and Planned vs Actual Progress charts can now be downloaded into a pdf file. These can be downloaded via the Download button on the top right of the chart. The PDF Files will have a similar layout to



our existing reports with the Report Name, Level E Name, and Logos displayed at the top and footer showing the page details.

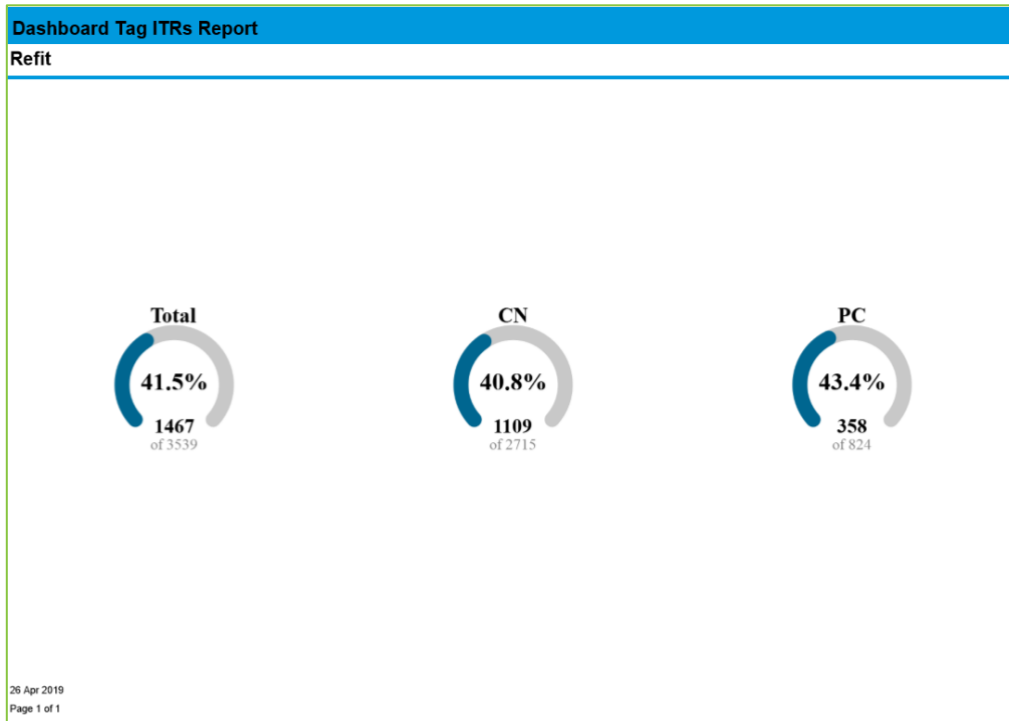


Figure 5. Screenshot of downloaded Tag ITR charts

4.5. Themes

For more detail see Section 5.3 – Colours & Themes of the v1.16 Functional Specification

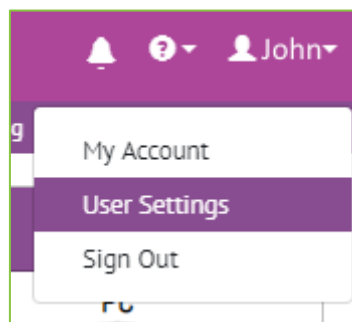


Figure 6. Screenshot of the New User Settings Menu under the Name

The ability to change the theme of hub2 has been added. A user can now go to their Settings to change between one of three available themes:

- Light – The Standard Blue/White Theme that has been available since v1.5
- Dark – A New Dark Blue Theme which changes the background to a dark grey
- Wood Purple – A Light Theme Based on the Wood Corporate Purple

4.7. Additional Details on Delete

For more detail see Section 8.2.1.3.6 – Delete Check of the v1.16 Functional Specification

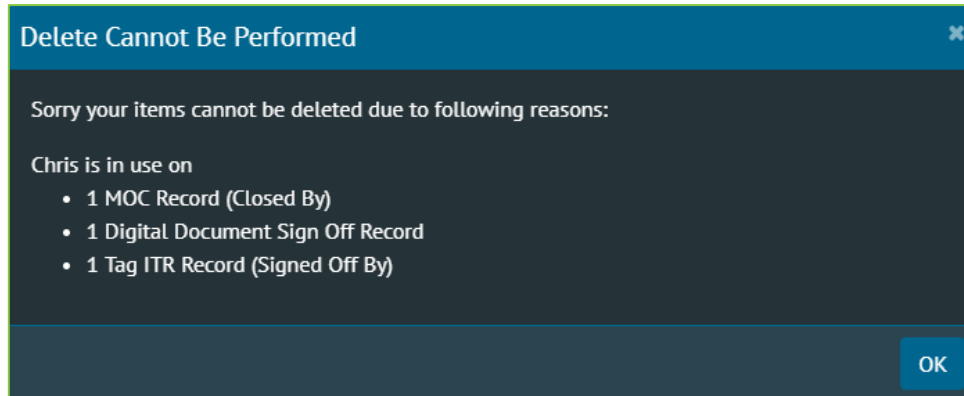


Figure 8. Screenshot of the Delete Dialogue with the field name in brackets

Tables like Authorised Person can be associated with several different tables (Tag ITR, Tag PWL, MOCs, etc.) and several fields on that same table (Assigned To and Completed By). This can make it harder to track down the records blocking these tables being deleted as the user will have to search against multiple fields.

To make this easier the Delete dialogue information has been extended to tell the user which table the delete conflict is associated with as well as the field.

For field names which are the same as the table name (i.e. the Work Pack field on Job Cards is just called Work Pack) there will be no additional information.

4.8. Extended valid Date Range

For more detail see Section 11.3 – Date Validation of the v1.16 Functional Specification

The Date Range allowed in hub2 has been extended. Previously all dates had to be after 01 Jan 2000, this has now been extended and dates are allowed if they are after 01 Jan 1950.

4.9. Bookmarks for levels

When Creating a DOTX Template it is now possible to include the Level Bookmarks to include the names of the current Levels.